



Cabinet Meeting

FRIDAY, DECEMBER 3, 2021



Welcome & Approval of Minutes

KIM MOORE, CHAIR



2021 Children's Cabinet Annual Report

MELISSA ROOKER & JESSICA SPRAGUE-JONES



ANNUAL REPORT

- Reports the full scope of the Children's Cabinet's work in 2021
- Structured to highlight collaborative nature of the work and connections
- Special emphasis on:
 - New initiatives
 - Data for impact
 - Child care crisis
 - Relief and recovery

Vision and Goals



ANNUAL REPORT

- Children's Cabinet called to take statutory role to new level
- Identified service barriers, anticipate challenges, propose and implement solutions across agencies and sectors
- Particular attention to:
 - **Empowering communities across Kansas**
 - **Collaborating around pandemic relief and recovery**
 - **Elevating and supporting the early childhood care and education workforce**

2021 At-a-Glance



ANNUAL REPORT

ON-GOING

Tobacco Master
Settlement Funding

Federal
Funding

\$52,397,527



Children's
Initiatives Fund

\$979,817

Community-Based
Child Abuse Prevention

3-YEAR

Federal
Grant

\$8,943,000



Preschool
Development Grant

ONE-TIME

Federal Relief and
Recovery Funding

\$7,076,478



PDG Supplemental Award
& Remote Learning Grants

All in for Kansas Kids **STRATEGIC PLAN**

Goal 1: Building and growing partnerships among all state agencies that support families

- ECCE Governance Structure Implementation
- State Level Technical Assistance Initiatives
- Kansas CommonApp
- Thriving Families, Safer Children & Family First Prevention Services Act
- Kansas Early Childhood Data Trust

**State-level
Coordination**



All in for Kansas Kids **STRATEGIC PLAN**

Goal 2: Helping families access the right information to navigate successfully among systems

- 1-800-CHILDREN
- Adaptive Technical Assistance
- Resource Navigators
- IRIS – Integrate Referral and Intake System
- Links to Quality & Child Care Health Consultant Network
- PDG Quality Subgrants
- Ages & Stages Questionnaire (ASQ) Statewide Enterprise System
- Bridges & Pediatric Pilot
- Our Tomorrows

**Community-level
Coordination**



All in for Kansas Kids **STRATEGIC PLAN**

Goal 3: Elevating family voice and choice while ensuring equitable access to services

- Family Leadership Team & Family Advisory Council
- PDG Quality Subgrants
- Supporting You
- Family Engagement Opportunities
- Kansas Quality Network (KQN) Website
- Washburn Law Center – Family Well-Being System Training Series
- Sunflower Summer

**Family Knowledge
and Choice**



All in for Kansas Kids **STRATEGIC PLAN**

Goal 4: Creating opportunities to invest in the future of Kansas kids and families

- COVID-19 Relief Efforts
- Kansas Department of Commerce initiatives
- Kansas Power of the Positive
- Dolly Parton's Imagination Library Expansion

**Private Sector
Collaboration**



All in for Kansas Kids **STRATEGIC PLAN**

Goal 5: Strengthening families and broadening the reach of early childhood services

- Child Care Provider Best Practices Training & Resources
- Child Care Sustainability Grants
- New Child Care Providers – Application Fees, Background Checks, Fingerprinting Fees Waived
- Kansas Connecting Communities (KCC) Grant
- CARES Act Funding
- Child Care Development Fund (CCDF) State Plan
- SENT Prep Academy

**Capacity
and Access**



Goal 6: Developing, supporting, and valuing early childhood professionals

- Professional Development Implementation Team (PDIT)
- Workforce Registry
- Workforce Development Advisory Group (WFDAG)
- Child Care Systems Improvement Team
- Child Care Provider Experience Mapping Initiative
- PDG Quality Subgrants

Workforce



All in for Kansas Kids STRATEGIC PLAN

Goal 7: Ensure access to safe, stable, and nurturing environments providing high-quality services

- COVID-19 Relief Programs:
 - *Child Care Impact Grant Program*
 - *Hero Relief Program and Comfort Kits*
 - *PDG Quality Subgrants*
- Remote Learning Grants
- Workforce Development Advisory Group (WFDAG)
- Links to Quality (L2Q)
- Child Care Health Consultant Network

**Quality and
Environments**



OUR PROGRESS

- 14 Children's Initiatives Fund programs
- 7 Community-Based Child Abuse Prevention
 - Funding
 - Program descriptions
 - Numbers served
 - Outcomes data
- 18 Early Childhood Block Grant Programs

Program Profiles



OUR PROGRESS

- New Initiatives
 - Dolly Parton's Imagination Library Expansion
 - Kansas Future Fellows
 - SENT Topeka
 - Preventative Legal Services
 - Thriving Families, Safer Children
 - CBCAP Demonstration Projects
- 4 Newly-funded CBCAP programs

Overview



DATA FOR IMPACT

- Highlights the Kansas Children's Cabinet's leadership in supporting evaluation and innovative use of data for decision-making
- Multiple initiatives capturing families' complex needs and program impact

Overview



OVERVIEW

Initiative

What it is

What it does

Kansas Early
Childhood Data Trust

Data trust providing the legal, technical, and governance framework to ensure ethical data sharing among organizations and agencies

Integrated data enables systems-level analyses to understand short-, medium-, and long-term impact of services for children and families

Our Tomorrows

State-level, story-based collection of the experiences of Kansas families

Continuous data collection facilitates identification of trends and emerging opportunities for state and local action

Accountability Process

State-level multi-program evaluation

Annual evaluation of statewide programs funded by the Children's Initiatives Fund. Each multi-site program uses evaluation measures and methods appropriate to services and populations served.

Evaluations of Early Childhood Block
Grant and Community-Based Child
Abuse Prevention programs

Multi-site program evaluations

Shared measurement allows for site-level and program-level analyses.

Data for Impact



OVERVIEW

- Information about data and evaluation practices for each of the funded programs
- Detailed information about the Common Measures
- *Our Tomorrows* progress to date and plans for the coming year
- Details and early results of the first Early Childhood Data Trust authorized project
- Selected results for each project

Data for Impact



DATA FOR IMPACT

Measures of literacy, mathematics, and social-emotional development all saw increases in over 90% of students from the beginning of the Kansas Preschool Pilot year to the end.



93% Literacy



93% Mathematics



94% Social-emotional development

Accountability Process



For families receiving child care subsidies over the course of the year, 55% saw their household income increase.



Parents as Teachers

86% family retention rate in local programming

Start Young's Salary Supplement Program

94% educator retention rate

Family Preservation Services

Tier 1 participating families saw **93%** of children able to remain in the home and **99%** did not experience substantiated abuse or neglect during services

DATA FOR IMPACT



Children on track in social-emotional well-being

Time 1 79%
Time 2 85%




Children on track in language comprehension

Fall 50%
Spring 77%



Parents displaying positive parenting interactions

Time 1 68%
Time 2 86%



Children on track in numeracy

Fall 57%
Spring 75%

Early Childhood Block Grant



Classrooms achieving high-quality increased from **67%** to **74%** over the course of the school year.

DATA FOR IMPACT

CBCAP grantees are serving as a vital source of developmental screenings.

Screened 582 Children



Identified 330 Referral Opportunities



CBCAP grantees screened over 300 families for protective factors

Community Based Child Abuse Prevention



Protective Factor

■ Percentage of screened families

Two or more individuals to rely on for advice

86%

Social support

63%

Nurturing and attachment

57%

Family functioning

73%

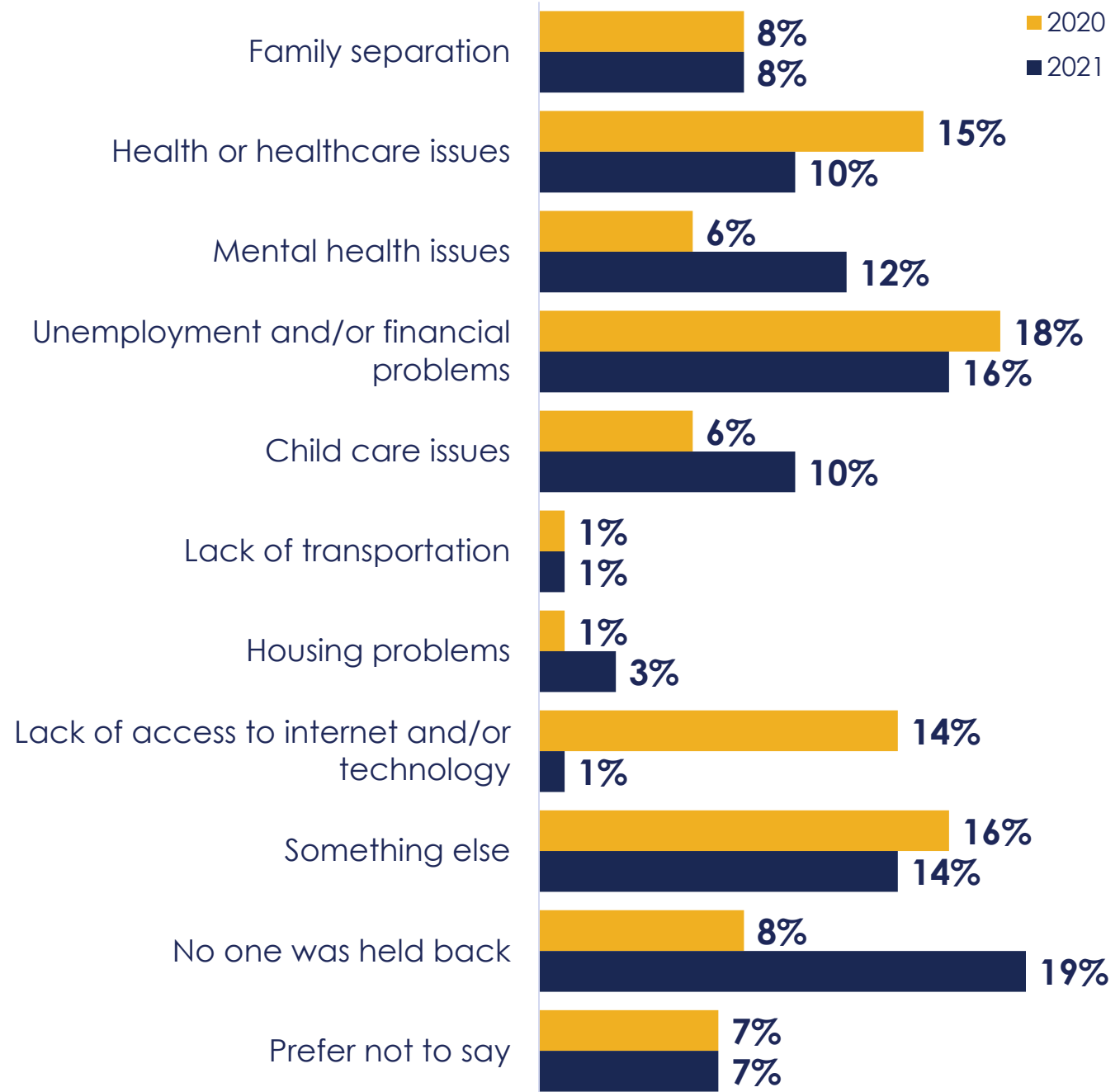
Caregiver-practitioner relationship

70%

DATA FOR IMPACT

What disrupts a thriving family?
Percentages of most significant disruptors identified by *Our Tomorrows* participants, 2020 to 2021.

Our Tomorrows



DATA FOR IMPACT

A Kansan's Story

I serve families who struggle financially. Just this past week a lady quit her job because now that she has had her baby, the child care costs for one more child tips the income she was making. We need more childcare slots, lots of them, so that the cost will lessen over all. She is not the only one who has had to make this decision. Especially during Covid when workers had less hours, more families have made this difficult decision.

Our Tomorrows



Access to Child Care



*As access to child care increased,
Kansas families said they also experienced...*

- Increases in social supports
- Increases in thoughtful planning
- The home life becoming more secure

*As access to child care decreased,
Kansas families said they also experienced...*

- The home life becoming more chaotic
- The home life becoming more threatening
- More things occurring beyond the family's control

SUPPORTING KANSANS NOW...

- Child care crisis
- Collaborating on relief and recovery efforts
- Kansas Children's Cabinet 2021 Recommendations

...and Into the Future



Questions and Cabinet Discussion

Discussion



CHILDREN'S CABINET

- Motion
- Second
- Vote

- Sen. Renee Erickson
- LeEtta Felter
- DiAnne Owen Graham
- Deliece Hofen
- Monica Murnan
- Terri Rice
- Dr. Tyler Smith
- John Wilson
- Cabinet Chair, Kim Moore

2021 Annual Report





PDG B-5 Renewal Grant Update

MELISSA ROOKER & TERI GARSTKA



Kansas EARLY CHILDHOOD DataTrust

A CASE-CONTROL STUDY 2015 - 2021

Do Early Childhood Block Grant
and CBCAP Services Reduce the
Likelihood of Removals into Foster
Care?



KANSAS EARLY CHILDHOOD DATA TRUST



The Kansas Early Childhood Data Trust is designed to turn insight into action for children, families, providers, communities, and agencies in Kansas. A Data Trust Agreement and Governance structure allows state agencies and partners responsible for administering early childhood programming to steward data for the collective benefit of all children in Kansas.

This Authorized Project was approved by the EC Data Governance board and initiated in Spring 2021. Historical data from the **Kansas Children's Cabinet** and the **Kansas Department for Children and Families** were used in this project.

The University of Kansas Center for Public Partnerships and Research was contracted to conduct data matching and insight analyses with funding from the Preschool Development Grant B-5. IRB approval was obtained July 2021. Preliminary findings prepared Nov 8, 2021.

CPPR Principal Investigators: Teri A. Garstka, PhD., & Jessica Sprague-Jones, PhD.

CPPR Study team: Kirstie Bash, PhD., Sami Dhaliwal, PhD., & Hui Zhao, PhD.

KU School of Social Welfare ROM team: Jared Barton, PhD, MSW and ROM Team

**All In For
Kansas Kids** 

EARLY CHILDHOOD PROGRAMMING

Community Based Child Abuse Prevention (\$979,817)

- State and local-level *primary and secondary prevention* programming annually supports community education and awareness, parent education, home visiting, comprehensive case management, access to concrete supports, and respite and emergency child care.

Early Childhood Block Grant (\$18.2M)

- Thousands of children (B-6) in Kansas annually benefit from quality care settings, early education, parental skill building, developmental screenings, and early intervention services.
- Research has demonstrated that early childhood care and education programming can serve as *secondary prevention* of child maltreatment

INSIGHT TO ACTION

Early Childhood Data (KCCTF)

- From 2015 – 2021, **35,613 children B-6** in KCCTF DAISEY who received ECBG or CBCAP services
- Dataset was cleaned, duplicates removed, record identifiers included, age range restricted, complete

Removals into Foster Care Data (DCF)

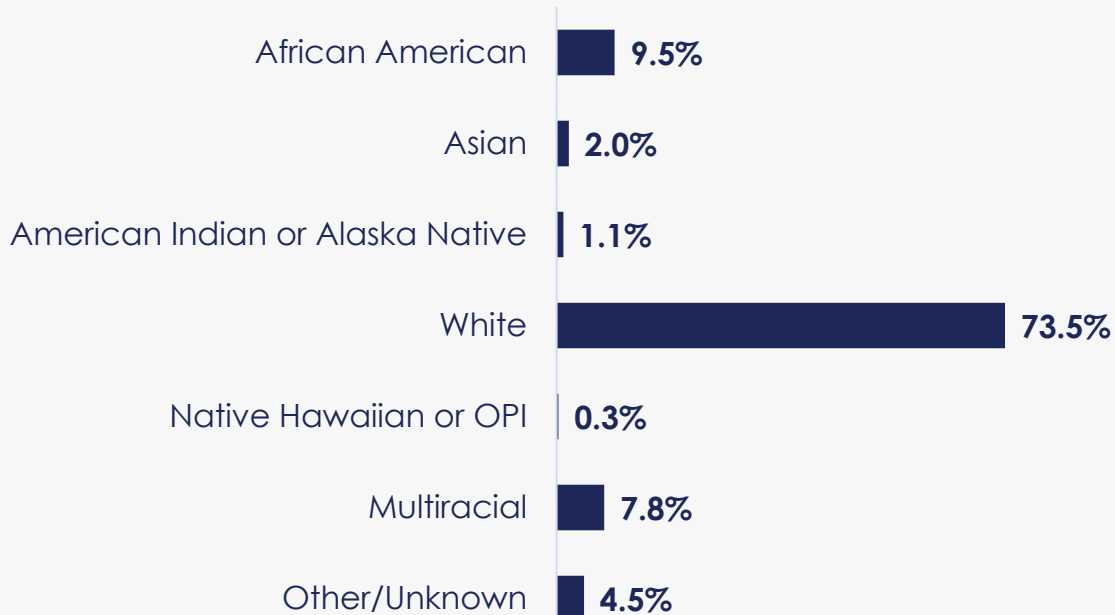
- During that same timeframe, **14,807 children B-11** in Removal Episode dataset from FACTs DCF
- Dataset was age-range restricted, record identifiers were included, complete, primary reference for record truth

The Data Details



DEMOGRAPHICS

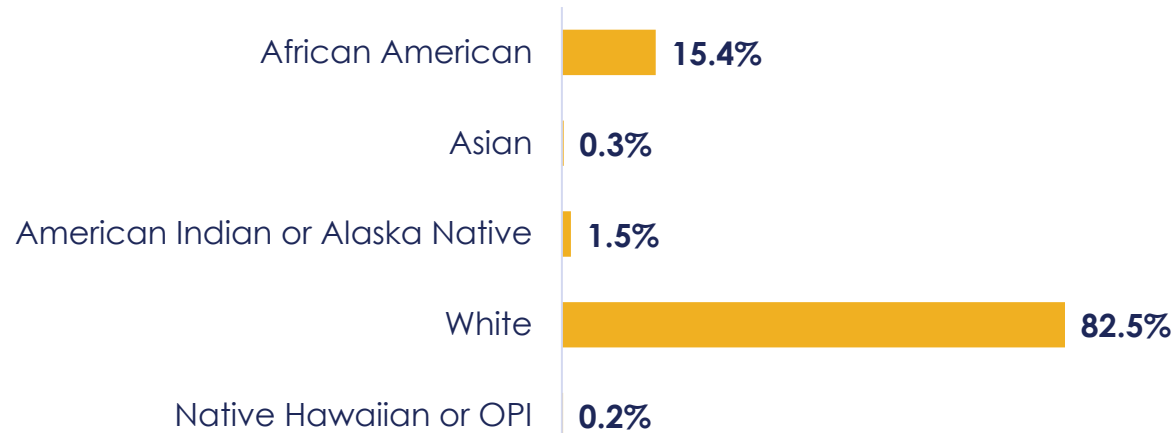
ECBG/CBCAP Children



- 46% Female
- 28% Hispanic
- 83% English Lang / 14% Spanish / .6% Asian
- 56% Medicaid / 29% Private / 6% No Ins / 6% Tricare

**Demographic information collected varies by data system*

DCF Children Experiencing a Removal



- 48% Female
- 12% Hispanic
- 26% Any Disability

(ECBC/CBCAP Sample = 35,613; DCF Sample = 14,807)

INSIGHT TO ACTION

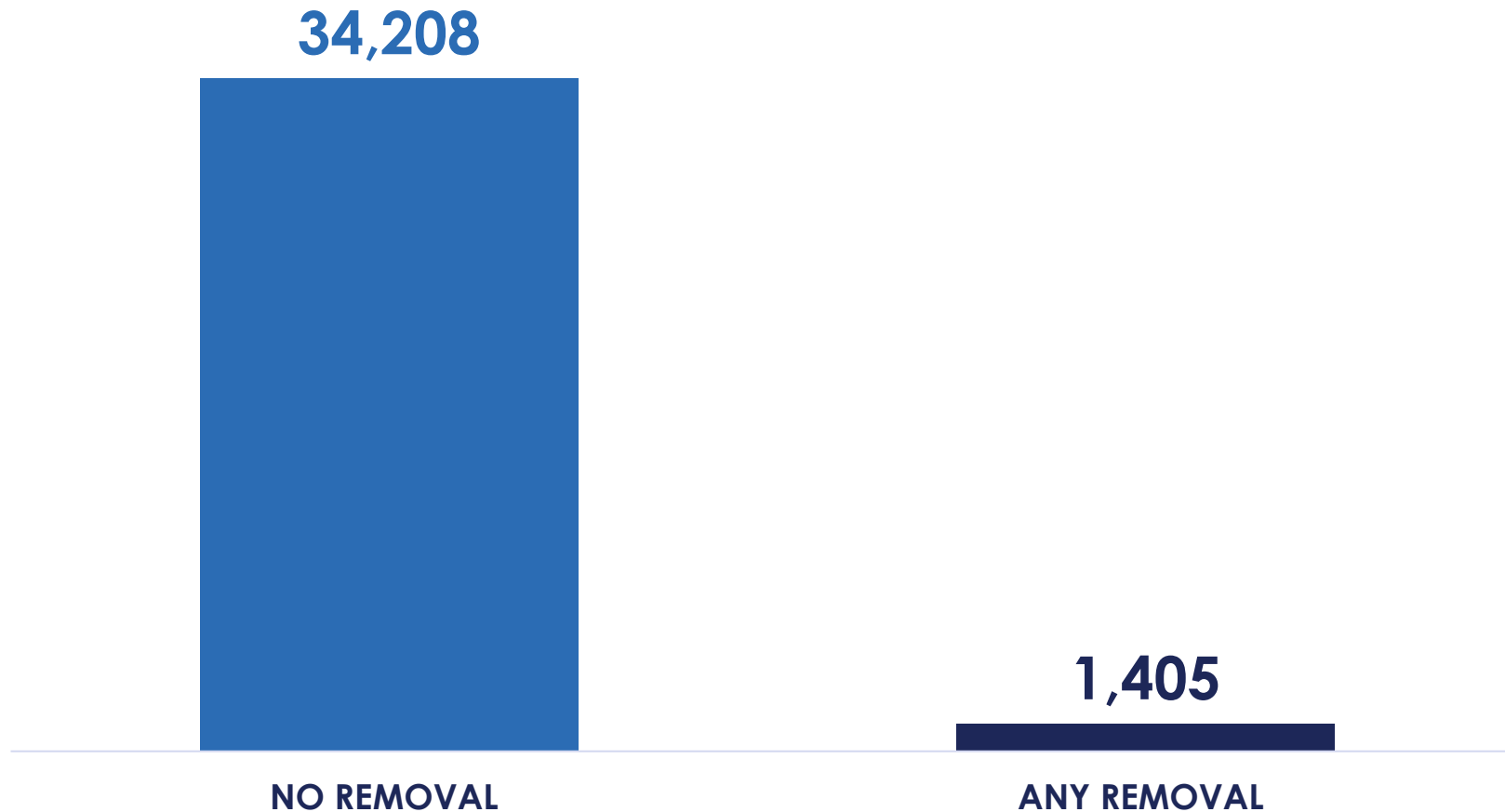
- We performed a 15-step record matching process to deduplicate children within datasets and to identify and confidently match children across data sets
- We identified the number of ECBG/CBCAP children who were matched in the DCF Removal Episode dataset
- Children who were removed at any time (either prior to or after their ECBG/CBCAP services) were counted in the ANY REMOVAL group

The Matching Details



MATCHING RESULT

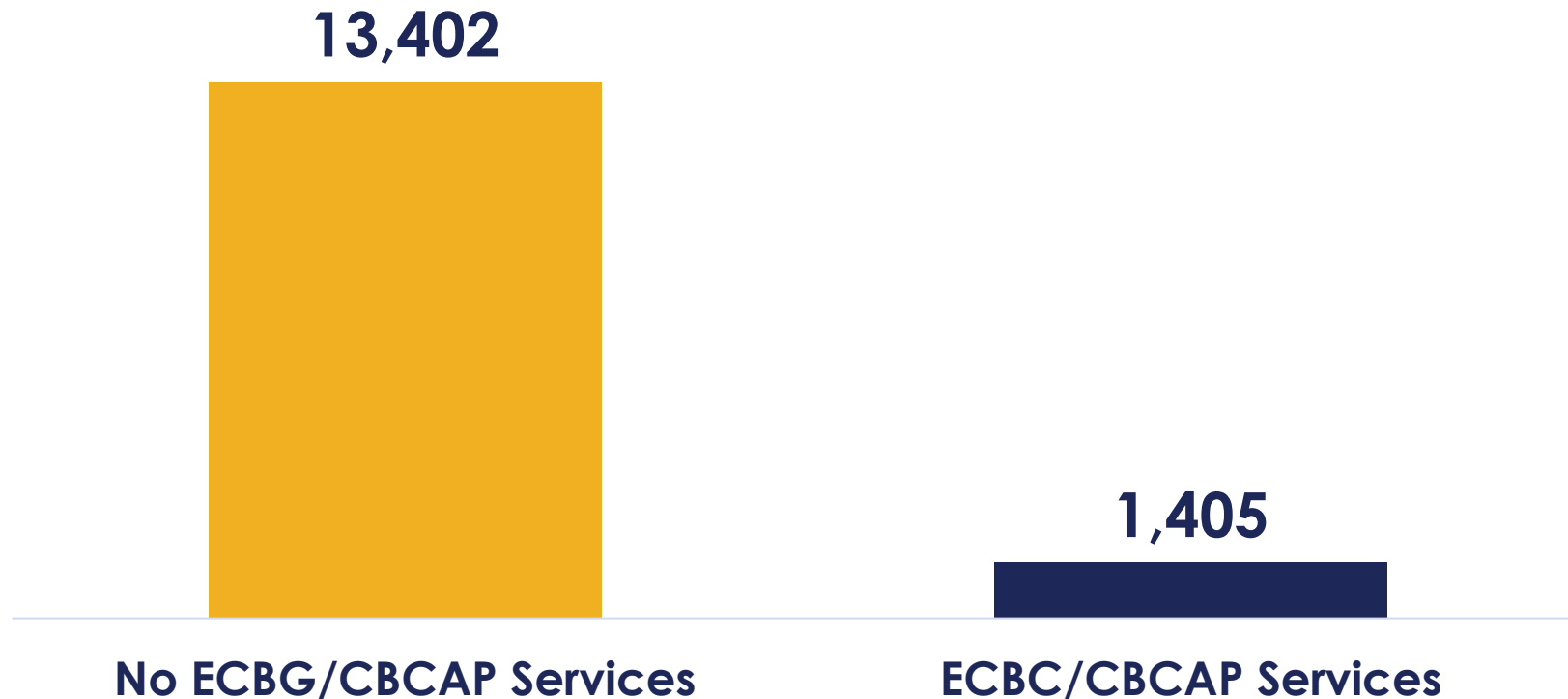
96% of ECBG Children were Not Removed into Foster Care (2015-2021)



(ECBC/CBCAP Sample = 35,613; DCF Sample = 14,807)

MATCHING RESULT

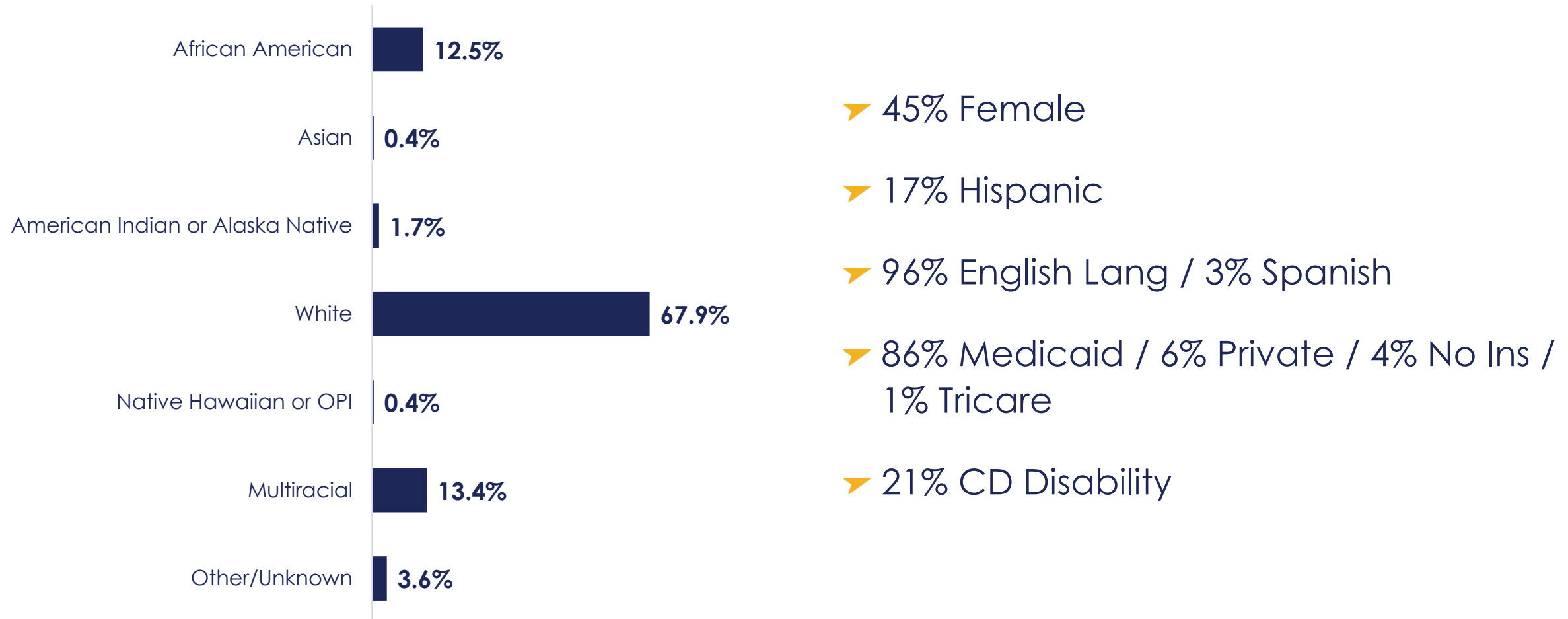
Those Same ECBC/CBCAP Children Represented
10% of all Removals During 2015-2021



(ECBC/CBCAP Sample = 35,613; DCF Sample = 14,807)

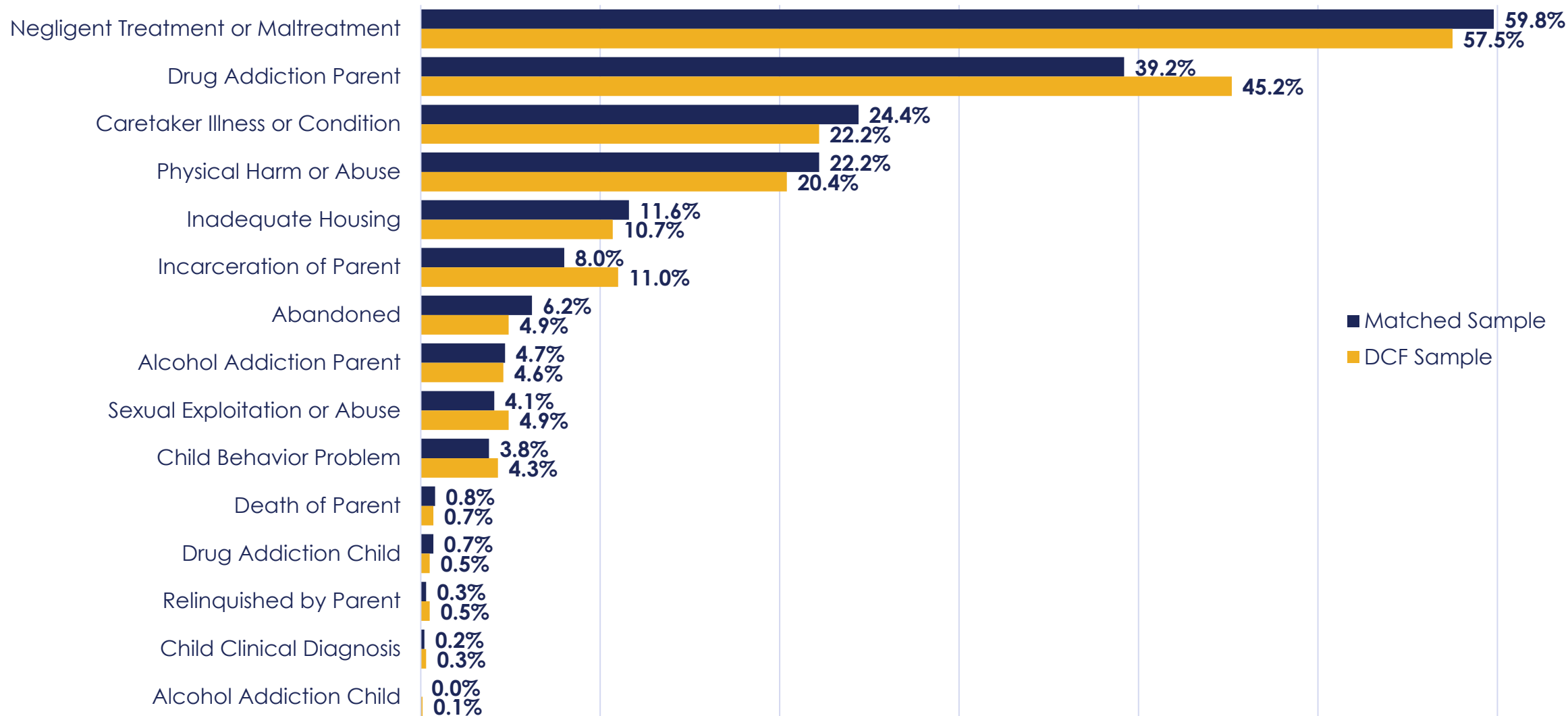
DEMOGRAPHICS OF MATCHED CHILDREN

ECBG/CBCAP Children Who Were Removed at Any Time (N=1405)



**Matched children have entire demographic profile information from combined data sets*

REMOVAL REASONS BY GROUP



Matched Sample N=1405; DCF Sample N=13,402; Child May have Multiple Removal Reasons

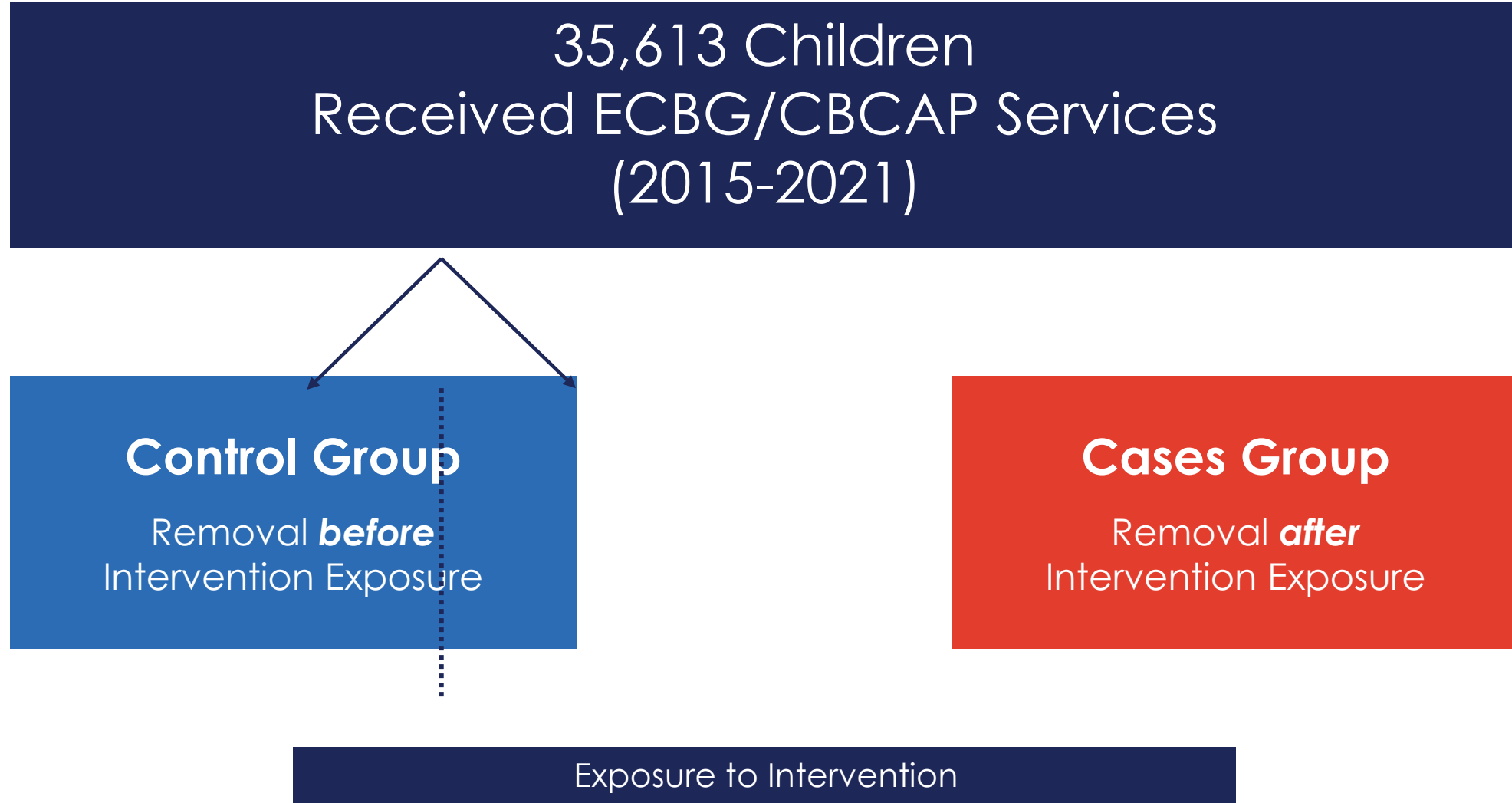
INSIGHT TO ACTION

- We applied a **Case-Control Design** to determine whether or not exposure to ECBG/CBCAP intervention was associated with a reduction in the likelihood of a child maltreatment removal episode into foster care.
- We coded whether a removal outcome occurred **before** or **after** exposure to ECBG/CBCAP intervention (EC enrollment date, first removal episode date)
- We compared children with a removal outcome **before** intervention exposure (Control) to children with a removal outcome **after** intervention exposure (Cases)

The Methodology
Details



THE DESIGN DETAILS



INSIGHT TO ACTION

- We first tested the equivalence of the Control and Cases groups on available demographic characteristics. Testing confirmed groups were equivalent in terms of gender, race, ethnicity, language and insurance status.
- We calculated an **odds ratio** to test whether exposure to the intervention of ECBG services reduced the likelihood of removal into foster care
- We then used random risk-set sampling to create a group of ECBG/CBCAP children who had the opportunity to be removed but were not. This sample served as the denominators in the odds ratio calculation (*Group 1 N=17,104; Group 2 N=17,104*)

The Analysis Details



INSIGHT TO ACTION

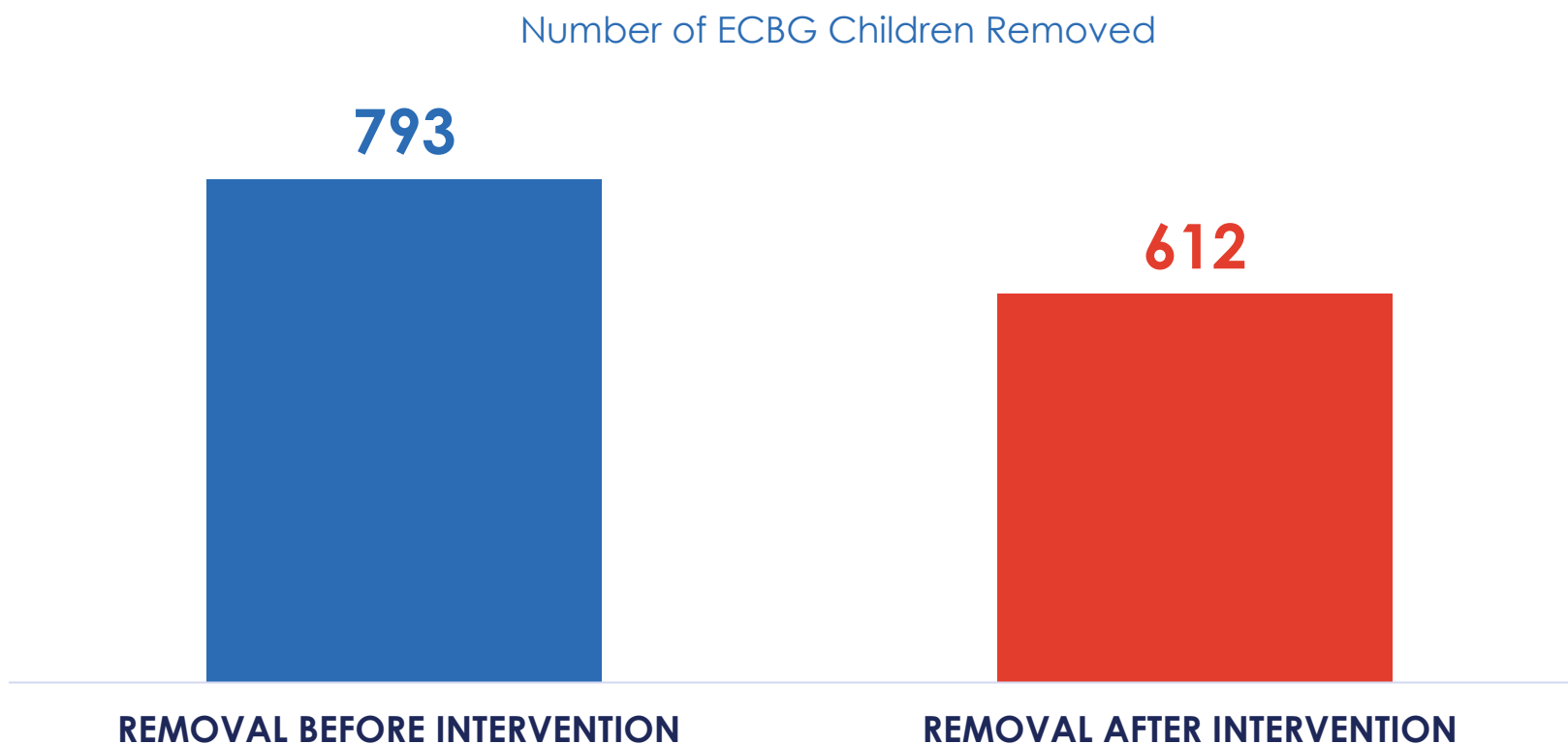
- We compared the **odds of children being removed *before*** intervention (Control) with those children removed ***after*** intervention (Cases)
- If the ECBG/CBCAP intervention had no effect, the two groups would have an equivalent likelihood of removal [*Null hypothesis: odds ratio=1*]
- If the ECBG intervention had a protective effect, there would be a lower likelihood of a subsequent removal after ECBG [*Benefit hypothesis: odds ratio<1*]

The statistical test



RESULT

Children had a significantly lower likelihood of being removed after receiving ECBG/CBCAP services



Odds Ratio for Removal After Intervention Group = .77
[95% Confidence Interval .69 - .86; z statistic = 4.72, $p < .0001$]

INSIGHT TO ACTION

- ECBG/CBCAP services significantly reduced the likelihood of removals into foster care in Kansas by 23% - (612 children removed after intervention)
- Additionally, the odds of a child being removed without ECBG/CBCAP services in place increased by 29% - (793 children removed before intervention occurred)
- 181 children B-6 would have been more likely to be removed had they not received ECBG/CBCAP services
- Early childhood services act as a significant protective factor against removal into foster care in Kansas

The Big Takeaway



INSIGHT TO ACTION

- Which ECBG interventions are most protective in reducing the odds of removal due to maltreatment or other reasons?
- What are cost avoidance forecasts if investments in ECBG or CBCAP remain the same, increase, or decrease?
- What, if any, other early childhood supports did the children removed by DCF receive? How might the outcomes have been different?

The Next Phase



Agency Updates



CHILDREN'S CABINET

- **Amanda Petersen**

- Kansas State Department of Education Designee

- **Amy Meek**

- Kansas Children's Cabinet and Trust Fund

- **Rachel Sisson**

- Kansas Department of Health and Environment Designee

- **Secretary Laura Howard**

- Kansas Department for Children and Families

- **Dr. Karla Wiscombe**

- Kansas Board of Regents Designee

- **Kenyan Wall**


- Kansas Supreme Court Justice

- **Hope Cooper**

- Deputy Secretary, Kansas Department of Corrections, Juvenile Justice Authority

Ex-officios





Early Childhood Advisory Council

DEBBIE DEERE
EARLY CHILDHOOD SYSTEMS COORDINATOR



EARLY CHILDHOOD RECOMMENDATIONS PANEL

- The Kansas Early Childhood Recommendations Panel is an advisory group to the Kansas Children's Cabinet and Trust Fund
- Meeting materials are posted at kschildrenscabinet.org/panel-meetings

Role



GOAL 1

**State-Level
Coordination**

EARLY CHILDHOOD RECOMMENDATIONS PANEL

- Work Groups: Focused on potential recommendations to elevate to the Kansas Children's Cabinet for consideration.
 - Child Care Recruitment and Retention
 - Family Partnerships
 - Quality & Environments
- November 19 - presentation from Dan Wuori, The Hunt Institute, on the Build Back Better Act – feedback session with Panel members followed – will continue to gather feedback/questions
- Kindergarten Transitions Toolkit – follow up on feedback received and dissemination efforts
- Accept Rachele (FioRito) Rickard resignation from Panel
- Visit kschildrenscabinet.org/panel-meetings for meeting materials, including detailed minutes of the conversation.

Panel Update





Director's Update

MELISSA ROOKER



CHILDREN'S CABINET

Cabinet meetings are held the first Friday of every other month from 9:00 am – 12:00 pm.

- Meetings will be virtual until further notice

2022 Meeting Schedule

- February 4
- April 1
- June 3
- August 5
- October 7
- December 2

Upcoming meetings

