



Cabinet Meeting

FRIDAY, JUNE 4, 2021



Welcome & Approval of Minutes

KIM MOORE, CHAIR





Communities Aligned in Early Development & Education Grant Recommendation



AMY MEEK, PROGRAM DIRECTOR

OVERVIEW OF APPLICATION PROCESS

- One application submitted to Children's Cabinet
 - The Family Conservancy's Start Young Program
 - Grant Request: \$1,000,000, Cash Match: \$665,000
 - Promoting kindergarten-readiness for some of Kansas' most vulnerable children.
 - Serving 775 children, age B-5, 235 parents, 190 early education staff in Wyandotte Co.
- Technical Assistance Offered
 - RFP questions, Help Desk Support
- Proposal reviewed by three different reviewers

CAEDE Proposal



FY22 CAEDE FUNDING APPROVAL

- Motion
- Second
- Vote

- LeEtta Felter
- DiAnne Owen Graham
- Deliece Hofen
- Monica Murnan
- Terri Rice
- Dr. Tyler Smith
- Sen. Dinah Sykes
- John Wilson
- Cabinet Chair, Kim Moore

Children's Cabinet



CIF Accountability Process

OWEN COX, KU CPPR



PURPOSE

The annual Accountability Process is designed to collect relevant information on CIF funded programs and support the Cabinet in making recommendations to the Governor

K.S.A. 38-2103 (b) & K.S.A. 38-1901 (g)

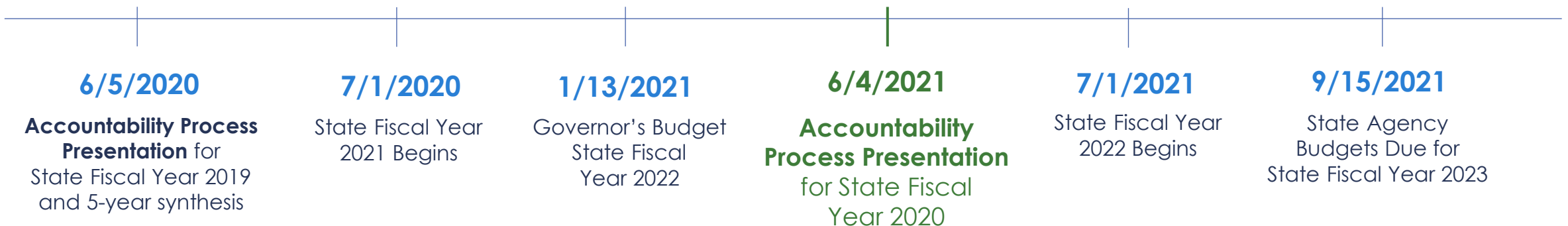
**Accountability
Process Overview**



TIMELINE

In 2020, the Accountability Process was moved to the June Children's Cabinet meeting to better align with the legislative process.

- June 2020 – AP presentation reported on FY 2019 data and a 5-year synthesis of program activities.
- June 2021 – AP presentation will report on CIF-funded program activities over the previous fiscal year, FY 2020.



DATA COLLECTION

- FY 2020 program reports collected from all CIF funded programs
- Fiscal information from the Governor's Budget Report
- CIF Accountability Process Survey
- Program interviews
- Alignment with *All in for Kansas Kids* Strategic Plan

**Accountability
Process Overview**



- **Funding by Agency and Program**
- **Funding by Primary Population**
- **Program Profiles**
- **SENT Prep Academy Update**
- **Kansas Early Childhood Data Trust Update**
- **Key Takeaways**

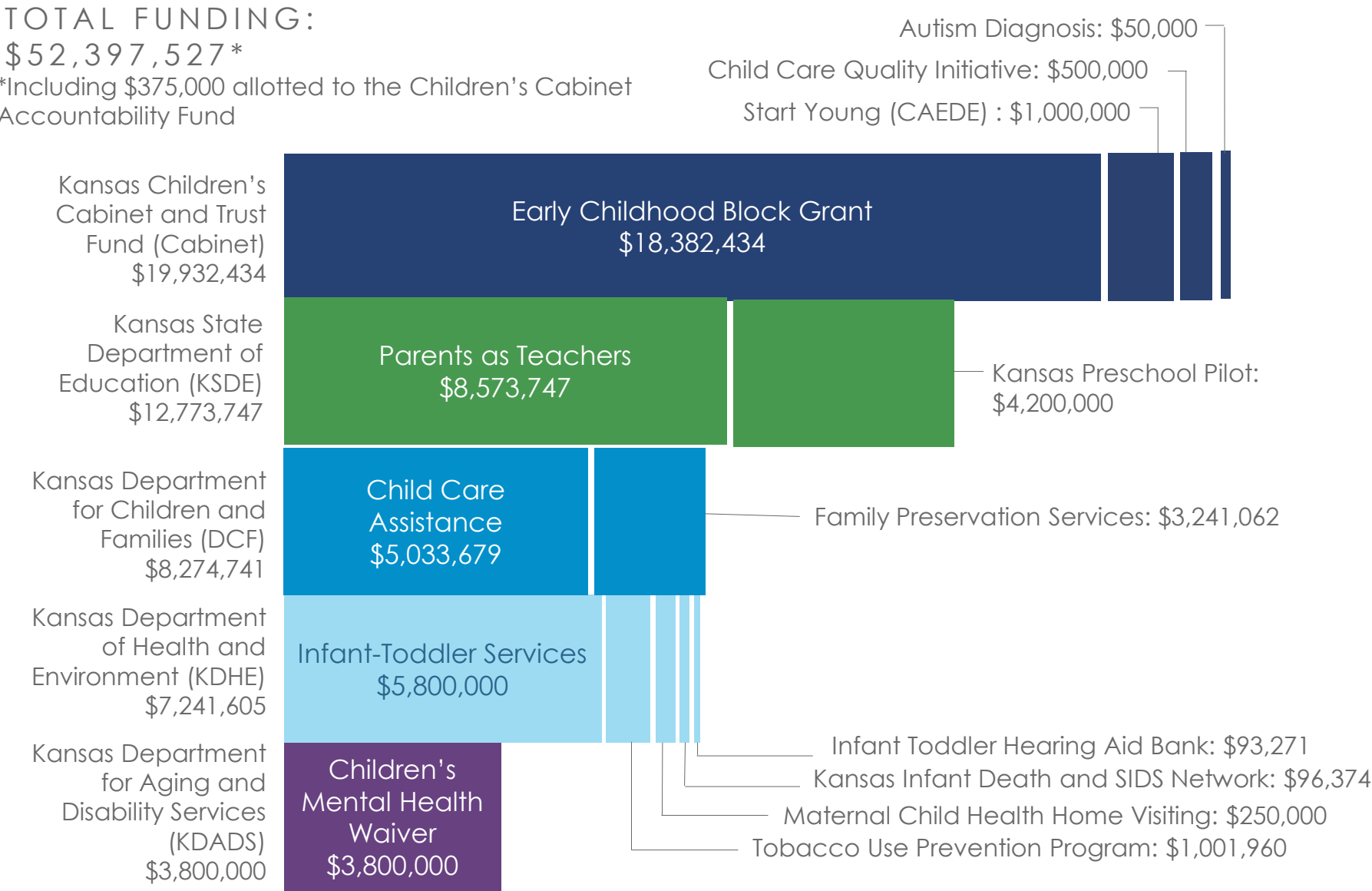
The Children's Initiatives Fund



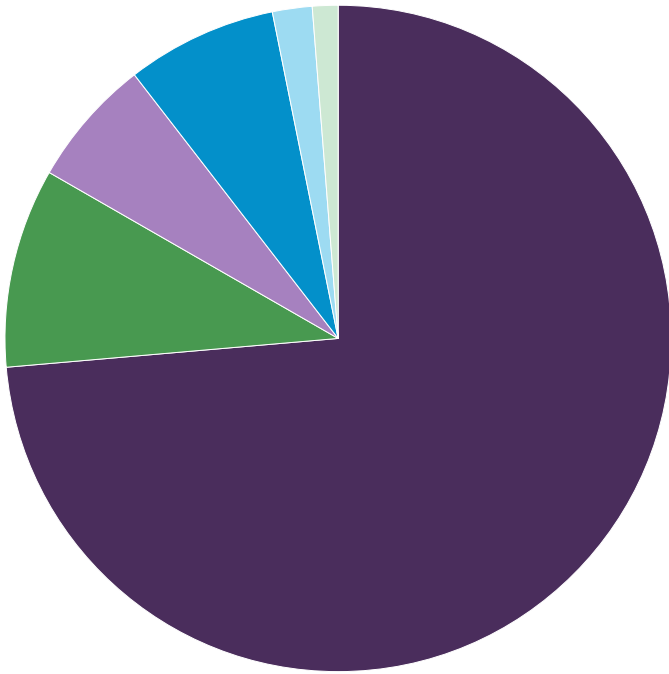
FY21 Funding by Agency and Program

TOTAL FUNDING:
\$52,397,527*

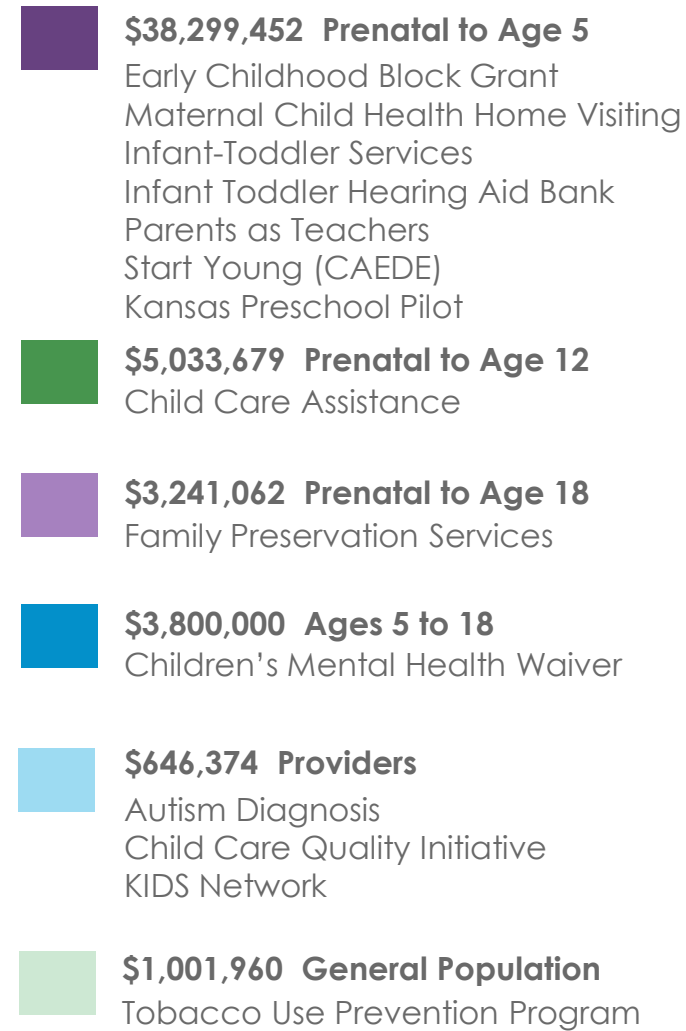
*Including \$375,000 allotted to the Children's Cabinet Accountability Fund



FY21 Funding by Primary Population



TOTAL ALLOCATIONS
\$52,022,527



AUTISM DIAGNOSIS

Description

- Trains community-based teams (ADTs) to recognize early signs of autism and connect parents to diagnostic resources
- Increases early identification and intervention for children at risk for or diagnosed with Autism Spectrum Disorder
- Helps to decrease wait time between screening and intervention, ensuring timely access to resources

FY 2020 CIF Funding: \$50,000

FY 2021: \$50,000

FY 2022: \$50,000

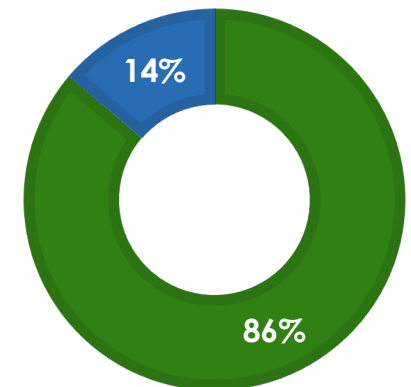
FY20 Population Served	
Total Children	43
Prenatal to Age 3	8
Ages 3-5	13
Ages 5-12	21
Ages 12-18	1
Ages 18+	0
Caregivers	0
Professional Development	112

FY20 Impact

- 43 families across 23 counties completed an autism evaluation via telehealth after being screened by community ADTs
- Telemedicine clinics reduced the burden of travel to receive care for families by saving a total of 16,302 miles

FY20 BUDGET

- CIF
- Other Funds



AUTISM DIAGNOSIS (APRIL 2021)

Strategic Plan Alignment

State Level Coordination

- Includes Part B and C providers on ADTs that provide support to enhance special education services in schools
- Collaborates with LEND, Telehealth ROCKS, Part B, Part C, Special Education Co-Ops, TASN, and Title V providers

Capacity and Access

- Offers financial support for families to cover the cost of developmental evaluations
- Reduces travel burden for families, especially those in rural communities through telemedicine
- Provides materials in languages other than English and interpreters

Workforce

- Coordinates post-doc training and continuing education for health care professionals serving children with disabilities
- Disseminates evidence-based interventions to expand services for girls and young women with autism

COVID-19 Program Impact

- Kansas is an early adopter and champion of telemedicine; well positioned to deal with challenges that emerged from the pandemic.
- Adopted aspects of the assessment for a virtual environment
- Developed alternative modes of data collection from ADTs

CHILD CARE ASSISTANCE

Description

- Provides families with a subsidy to finance child care while parents work, attend school, earn a GED, or fill a temporary emergency need
- Supports families who are initially living at or below 185% of the federal poverty level or at or below 85% of the state median income
- Promotes school readiness and financial stability by increasing families' access to high-quality child care environments

FY 2020 CIF Funding: \$5,033,679

FY 2021: \$5,033,679

FY 2022: \$5,033,679

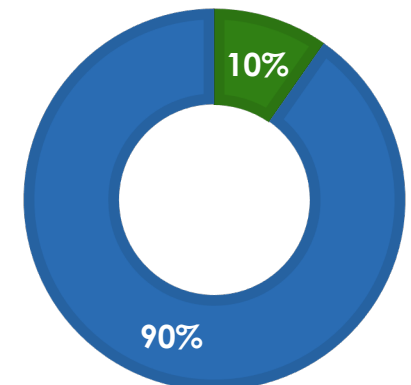
FY20 Population Served	
Total Children	18,872
Prenatal to Age 3	5,020
Ages 3-5	4,818
Ages 5-12	8,473
Ages 12-18	561
Ages 18+	0
Caregivers	0
Professional Development	0

FY20 Impact

- Rates paid to providers were raised from the 65th percentile to the 85th percentile
- 74% of families receiving subsidies for a full year saw their household income increase
- Families report being able to receive care they would not have access to without subsidies

FY20 BUDGET

- CIF
- Other Funds



CHILD CARE ASSISTANCE (APRIL 2021)

Strategic Plan Alignment

State Level Coordination

- Participates actively in the early childhood systems building work
- Partners with Child Care Aware, KCCTO, Head Start, and federally recognized tribes in Kansas
- Collaborates internally with EES and Family Preservation services to help guide families to self-sufficiency

Family Knowledge and Choice

- Allows for flexible subsidy use so parents can hire a relative to provide child care
- Provides parents a handbook that aids in selection of a provider
- Partners with Child Care Aware to assist families in selecting a provider

Capacity and Access

- Provides benefits to all families who meet the requirements
- Keeps information up to date on the Kansas Quality Network website
- Informs every referred family about their child care options with a packet that includes information about subsidies

COVID-19 Program Impact

- Quickly implemented many provisions and allowances for subsidy use during the pandemic
- Automatically extended child care plans for 12 months
- Implemented a Hero Relief program providing child care for essential workers at higher than normal income limits

CHILD CARE QUALITY INITIATIVE

Description

- Provides a combination of supports for child care providers to improve quality early learning experiences for young children
- Focuses on establishing strong connections and healthy development for children
- Enrolls and delivers year-long quality initiative with a focus on supporting participants through CLASS observations, ASQ screenings, self-assessments, coaching, and facilitating peer learning communities and parent cafes

FY 2020 CIF Funding: \$500,000

FY 2021: \$500,000

FY 2022: \$500,000

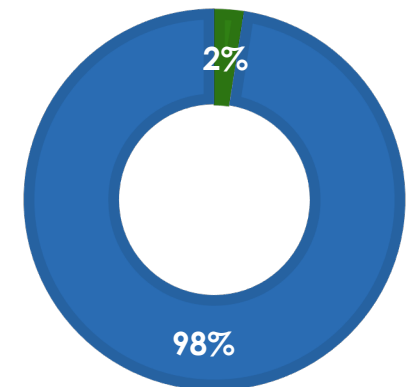
FY20 Population Served	
Total Children	540
Prenatal to Age 3	213
Ages 3-5	177
Ages 5-12	150
Ages 12-18	0
Ages 18+	0
Caregivers	331
Professional Development	271

FY20 Impact

- 100% of CCQI regions enrolled and maintained the target number of family child care provider participants
- 100% of CCQI regions provided the target number of TA visits to new participants during the reporting year
- 100% of regions created the target number of Parent Resource Hubs

FY20 BUDGET

- CIF
- Other Funds



CHILD CARE QUALITY INITIATIVE (APRIL 2021)

Strategic Plan Alignment

Private Sector Collaboration

- Provides technical assistance and coaching to support the business model of child care providers
- Integrates private sector collaboration supporting child care providers, who are small businesses, and an integral part of the business community

Capacity and Access

- Strives to integrate an equity lens in all programming – recently completed an organizational strategic plan with an equity lens
- Focuses on thinking holistically about quality and access
- Uses daily provider feedback to drive decision making

Quality and Environments

- Centers on increasing the number of high-quality family child care centers
- Provides consistent statewide messaging about the importance of quality child care and learning environments

COVID-19 Program Impact

- Assessed technology needs to ensure every CCQI specialist and child care provider had the ability to receive virtual technical assistance
- All peer learning and monthly meetings transitioned to virtual
- Shift to virtual learning communities facilitated increased opportunities for statewide connections and mentorship

CHILDREN'S MENTAL HEALTH WAIVER

Description

- Grants access to necessary services that allow children with serious mental health conditions to remain in the home
- Provides services to eligible children ages 5-18 who have a diagnosed mental health condition that substantially disrupts their ability to function
- Implements case plans that position parents and children as active participants to guide services including case management, outpatient therapy, and respite care

FY 2020 CIF Funding: \$3,800,000

FY 2021: \$3,800,000

FY 2022: \$3,800,000

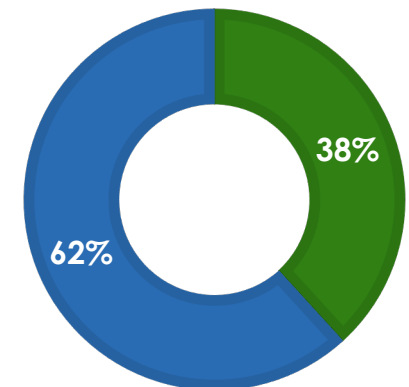
FY20 Population Served	
Total Children	3,134
Prenatal to Age 3	0
Ages 3-5	26
Ages 5-12	1,470
Ages 12-18	1,638
Ages 18+	368
Caregivers	0
Professional Development	0

FY20 Impact

- Turnaround time of 3-5 days for KanCare forms allowing families quicker access to services
- Serves about 3,000 children across the state providing wraparound services
- Twenty-six centers across the state have awareness campaigns to share about services provided

FY20 BUDGET

- CIF
- Other Funds



CHILDREN'S MENTAL HEALTH WAIVER (APRIL 2021)

Strategic Plan Alignment

Community Level Coordination

- Incorporates several community members in each child's care plan
- Provides centers in different areas across the state, so families can get services where they live
- Delivers wrap around services in coordination with other community resources

Family Knowledge and Choice

- Implements a person-centered approach
- Administers awareness campaigns in each area of the state
- Updates dissemination material describing services to ensure families are aware of all options

Capacity and Access

- Collects demographic and social determinants of health information which can be used to identify access or service delivery disparities
- Provides virtual services for increased access in rural areas

COVID-19 Program Impact

- Appendix K provided temporary flexibility to have virtual meetings, assessments over the phone or video chat, and conduct care coordination
- It has been difficult to get families enrolled because of the pandemic and access barriers such as the family's access to technology and the need for physical, signed papers

EARLY CHILDHOOD BLOCK GRANT

Description

- Provides funding to programs that serve at-risk children, ages 0-5, and their families
- Encourages public-private partnerships to maximize resources, foster innovation, and help avoid duplication of services
- Participates in the Common Measures Initiative
- Includes pre-K and 0-3 care and education, social emotional consultation, home visiting, literacy activities, and parent education

FY 2020 CIF Funding: \$17,970,213

FY 2021: \$18,382,434

FY 2022: \$18,129,848

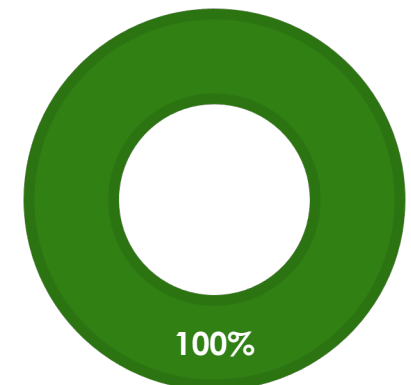
FY20 Population Served	
Total Children	7,163
Prenatal to Age 3	2,915
Ages 3-5	4,248
Ages 5-12	0
Ages 12-18	0
Ages 18+	0
Caregivers	0
Professional Development	1,737

FY20 Impact

- 91% of ECBG families experienced at least one risk factor, including poverty, developmental delays, and teen parents
- Outcomes improved in all service areas – children who were on track in their social emotional development increased to 70%
- Children improved in all three measures of early literacy and mathematical skills

FY20 BUDGET

- CIF
- Other Funds



EARLY CHILDHOOD BLOCK GRANT (APRIL 2021)

Strategic Plan Alignment

Community Level Coordination

- Provides funding to grantees who are at the center of coordination within their community; act as conveners
- Assesses community needs and appropriately aligns service delivery
- Develops partnerships to aid in recruitment efforts

Capacity and Access

- Uses at-risk criteria and population data to determine community needs
- Focuses family recruitment using demographic and outcome data
- Illustrates potential disparities in service provision through demographic data collection and assessment

Quality and Environments

- Evaluates classrooms as part of the Common Measures Initiative
- Collects robust outcome data providing grantees with information to increase the quality of learning environments
- Focuses on high quality learning opportunities for children with potential delays and those without

COVID-19 Program Impact

- Grantees had enhanced flexibility to adapt to local community conditions
- Parents had increased flexibility and choice in how services were delivered
- Suspension of Common Measure Initiative data collection
- Technical assistance provided in response to COVID varied drastically throughout the state. Some providers closed and others remained open throughout the pandemic

FAMILY PRESERVATION SERVICES

Description

- Equips families with the tools and supports they need to keep children safe and prevent out-of-home placements
- Implements a two tier service model based on intensity and duration of services provided
- Provides Tier 1 services as intense In-Home Family Preservation Services
- Provides Tier 2 services as Short-Term Family Preservation Case Management Services

FY 2020 CIF Funding: \$3,241,062

FY 2021: \$3,241,062

FY 2022: \$3,241,062

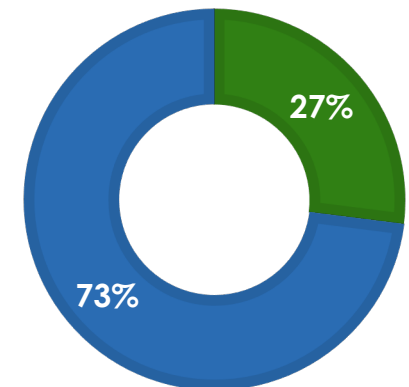
FY20 Population Served	
Total Children	6,782
Prenatal to Age 3	1,316
Ages 3-5	754
Ages 5-12	2,621
Ages 12-18	2,091
Ages 18+	69
Caregivers	4,381
Professional Development	106

FY20 Impact

- Awarded several new contracts: Cornerstones of Care (East), DCCCA, (Kansas City), DCCCA, (Wichita), and TFI Family Services, (West)
- 92.6% (Tier 1) and 87.8% (Tier 2) of Children not placed in foster care during services
- 99.5% (Tier 1) and 96.5% (Tier 2) of families did not experience substantiated abuse or neglect during services

FY20 BUDGET

- CIF
- Other Funds



FAMILY PRESERVATION SERVICES (APRIL 2021)

Strategic Plan Alignment

Family Knowledge and Choice

- Places decision making in the hands of families using a tiered system where the family determines their own needs and know what services they can receive
- Transitions families across tiers based on how their needs change

Capacity and Access

- Serves everyone regardless of income, race, sex, age, or language
- Provides interpreters to ensure families have the best access to available services

Quality and Environments

- Offers on-site child care for families in treatment and/or recovery
- Ensures continuity of service through providing child care services post-treatment

COVID-19 Program Impact

- In-person visits were able to continue despite some interruptions due to instances of family or staff illness
- Grantees and program staff saw an increase in concrete needs from families like diapers, technology, etc.
- Electronic and virtual communication has been embraced by families. Working toward being more flexible with service delivery like virtual services
- There were less kids in schools and therefore less referrals

INFANT TODDLER HEARING AID BANK

Description

- Removes the financial barriers many families face when trying to obtain hearing amplification devices
- Provides a range of hearing aid options to meet specific needs of any child up to age 3 who has any type or degree of hearing loss
- Connects the family to early intervention services and a network of other families who have children with hearing loss

FY 2020 CIF Funding: \$17,176

FY 2021: \$93,271

FY 2022: \$50,773

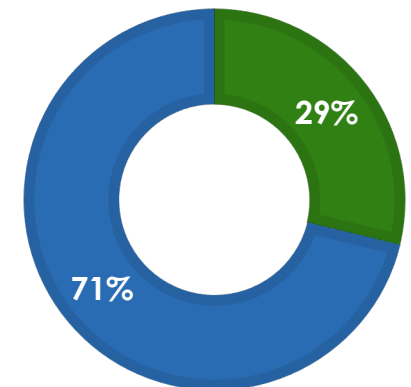
FY20 Population Served	
Total Children	17
Prenatal to Age 3	17
Ages 3-5	0
Ages 5-12	0
Ages 12-18	0
Ages 18+	0
Caregivers	34
Professional Development	0

FY20 Impact

- 100% of toddlers fit for hearing aids are also receiving Early Intervention Services
- 70% of children have their hearing loss identified by the age of 3 months
- 41% of children are between the ages of 3-6 months when they are fit with hearing aid(s)
- 100% of parents report their child's audiologist answered all their questions regarding their child's hearing aid(s)

FY20 BUDGET

- CIF
- Other Funds



INFANT TODDLER HEARING AID BANK (APRIL 2021)

Strategic Plan Alignment

Family Knowledge and Choice

- Uses a standardized script when talking to families about deaf culture
- Develops and disseminates family resource guides and PATHS activities throughout the state

Private Sector Collaboration

- Partners with audiologists to order and dispense hearing aids
- Collaborates with the Kansas School for the Deaf language assessment program to ensure children meet milestones

Capacity and Access

- Offers services to all children 0-5 who are not receiving KanCare benefits
- Reviews evaluation data to develop outreach strategies for underserved populations

COVID-19 Program Impact

- Audiology facilities temporarily shut down; delaying care
- More no shows to appointments and delayed diagnosis because families didn't want to potentially expose their children
- Low number of applications in 2020; applications for 2021 has already doubled in number

INFANT-TODDLER SERVICES

Description

- Provides early intervention services for families with children (birth to age 3) who have a developmental disability or delay
- Delivers services to families in their natural environments
- Works alongside community partners to ensure families have the resources they need to support their child's development

FY 2020 CIF Funding: \$5,800,000

FY 2021: \$5,800,000

FY 2022: \$5,800,000

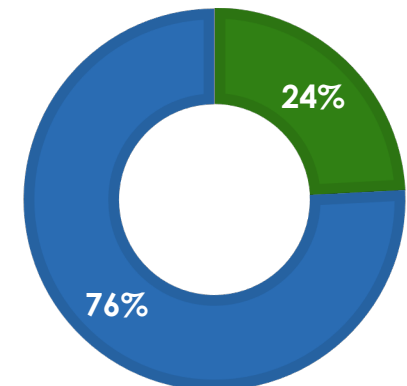
FY20 Population Served	
Total Children	10,584
Prenatal to Age 3	10,584
Ages 3-5	0
Ages 5-12	0
Ages 12-18	0
Ages 18+	0
Caregivers	10,584+
Professional Development	600+

FY20 Impact

- 80.72% of children with IFSPs demonstrated improved positive social-emotional skills
- 84.5% of children with IFSPs demonstrated improved acquisition and use of knowledge and skills, including early language skills
- 92.5% of families participating in Part C reported that early intervention services have aided in their child's learning and development

FY20 BUDGET

- CIF
- Other Funds



INFANT-TODDLER SERVICES (APRIL 2021)

Strategic Plan Alignment

Capacity and Access

- Remains aware of opportunities such as technology grants to provide virtual services
- Distributes a redesigned family survey to be more accessible and collect additional demographic data

Workforce

- Ensures access to local coaching experts to share key information
- Provides program support through four technical assistance providers who help identify specific trainings and guidance
- Develops community of practice principles focused on equity topics

Quality and Environments

- Provides education, support, and capacity building for those providing care for children with disabilities
- Works with family who have a substantiated abuse or neglect case to deliver consistent education, messaging, and services to both biological and foster family to best support the child

COVID-19 Program Impact

- Implemented teleinterventions; programs worked with local health departments to establish safety guidelines
- Positive feedback from families who received teleinterventions; increased flexibility of service format led to increased parent engagement and comfort
- Pandemic amplified gaps in data management system; taking steps to address unmet needs in data management

KANSAS PRESCHOOL PILOT

Description

- Provides funding for school districts and community partners to support high-quality preschool programming for children ages 3-5
- Implements evidence-based curriculum, instruction, and assessment practices shown to prevent academic and behavioral challenges
- Emphasizes community collaboration, family engagement, and high-quality early learning experiences

FY 2020 CIF Funding: \$4,200,000

FY 2021: \$4,200,000

FY 2022: \$4,200,000

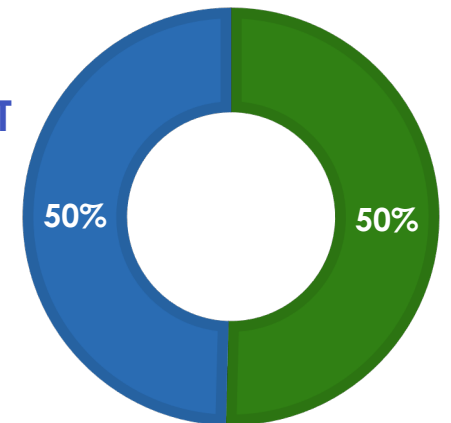
FY20 Population Served	
Total Children	8,259
Prenatal to Age 3	0
Ages 3-5	8,259
Ages 5-12	0
Ages 12-18	0
Ages 18+	0
Caregivers	0
Professional Development	Unknown

FY20 Impact

- Extends high quality preschool programming to 3-year-old-at-risk students
- Increased the number of programs statewide from 12 programs in 2006 to over 100 programs in 2020
- Participated in the Common App initiative, which made the grant process more competitive, comprehensive, and aligned with other early childhood initiatives

FY20 BUDGET

- CIF Funds
- Other Funds



KANSAS PRESCHOOL PILOT (APRIL 2021)

Strategic Plan Alignment

Private Sector Collaboration

- Provides funds to programs who share curriculum to develop a common language prior to starting Kindergarten
- Encourages partnerships resulting in collaborations with local health departments, banks, mental health providers, and other entities to enrich the learning experiences of children

Capacity and Access

- Requires grantees to discuss how they are addressing equity goals in funding application
- Works to meet transportation needs, especially in rural areas
- Provides services proximate to where families live

Workforce

- Administers technical assistance to grantees through KDHE
- Delivers professional development opportunities through TASN and Greenbush Academy
- Requires licensure for lead and assistant teachers

COVID-19 Program Impact

- Creativity in teaching in a virtual environment
- "Early childhood led the way in showing schools that kids can adapt and be okay."
- Flexibility of timing and format of parent-teacher conferences led to increased parent engagement
- Teachers expressed need for additional training in supporting social-emotional development of students

KIDS NETWORK

Description

- Works to decrease the risk of infant death
- Offers support services, training, research and education about safe sleep practices
- Promotes a statewide infrastructure to educate about the importance of safe sleep
- Educates current and expectant parents, relatives, community members, and health and child care providers

FY 2020 CIF Funding: \$96,374

FY 2021: \$96,374

FY 2022: \$96,374

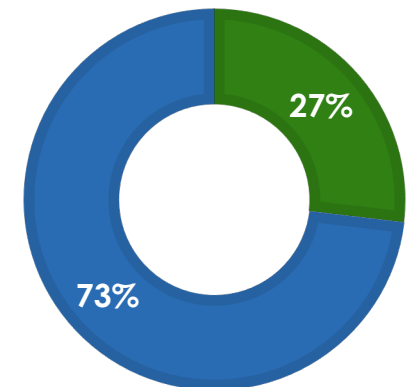
FY20 Population Served	
Total Children	2,942
Prenatal to Age 3	2,882
Ages 3-5	60
Ages 5-12	0
Ages 12-18	0
Ages 18+	0
Caregivers	4,954
Professional Development	4,205

FY20 Impact

- Provided clinical bereavement support, grief packets, and ongoing resources to 100% of received referrals
- Delivered 65 Community Baby Showers
- Participants in Community Baby Showers were significantly more likely to identify ways to avoid second hand smoke

FY20 BUDGET

- CIF
- Other Funds



Strategic Plan Alignment

Community-Level Coordination

- Certifies Community Champions as Safe Sleep instructors for each community
- Works with local home visiting programs, hospitals, and health departments

Family Knowledge and Choice

- Provides Safe Sleep training to parents and professionals
- Serves referred families through one-on-one support
- Includes bereaved family members on their Board of Directors

Capacity and Access

- Develops official equity policies
- Works toward diversity in leadership positions

COVID-19 Program Impact

- Community baby showers that are typically held in person have transitioned to drive-through, drive-in, virtual, or porch visits
- Infant death rates have increased during the pandemic and efforts have increased to get resources to families affected by the pandemic
- Biggest challenge has been reaching families without access to technology
- KIDS Network will continue to provide services virtually and have drive-throughs and drive-in events

MCH HOME VISITING

Description

- Strengths-based home visiting model that connects families with infants to the resources they need to create a safe, stable, and nurturing home environment
- Individualized services before, during, and after pregnancy
- Parent education about child development, positive parent behaviors, health and safety topics

FY 2020 CIF Funding: \$250,000

FY 2021: \$250,000

FY 2022: \$250,000

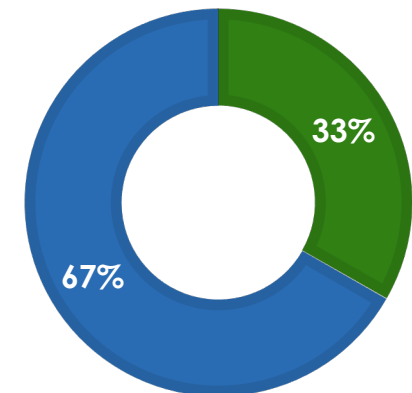
FY20 Population Served	
Total Children	2,668
Prenatal to Age 3	2,668
Ages 3-5	0
Ages 5-12	0
Ages 12-18	0
Ages 18+	0
Caregivers	4,197
Professional Development	0

FY20 Impact

- Reductions in likelihood of child maltreatment and increases positive parenting and child interactions were reported.
- 70% of women initiate prenatal care in the first trimester
- 67% of mothers report breastfeeding

FY20 BUDGET

- CIF
- Other Funds



MCH HOME VISITING (APRIL 2021)

Strategic Plan Alignment

Community Level Coordination

- Host events such as Community Baby Showers through community collaboration to provide education
- Implements a no wrong door approach allowing for service access no matter where family begins
- Participates in IRIS to make referrals and visualize community interconnectedness

Family Knowledge & Choice

- Provides a virtual, interactive map that allows families to search for Title V and Title X services by county
- Integrates 1-800-CHILDREN resources into all grants
- Utilized a strengths-based approach in family goal setting

Capacity and Access

- Acts as a program level safety net for families
- Provides services with no eligibility requirements
- Serves Title V priority populations, including racial and ethnic minorities, rural areas, the uninsured, and those living in poverty
- Reaches out to new parents at the hospital
- Works to make DEI trainings available to grantees

COVID-19 Program Impact

- Programs had to pivot to virtual format of home visits and community events
- Porch drop offs to help families prepare for home visits
- Grantees shifted funding to provide educational and recreational materials for families while they were in quarantine, including puzzles, coloring books, playdoh, and other items.

PARENTS AS TEACHERS

Description

- Provides evidence-based parent education and family engagement home visiting to give parents and caregivers the tools they need to support their child's development
- Works with families to foster healthy development and promote positive parent-child interaction
- Screens to identify potential delays, implement interventions, and refer families to community resources

FY 2020 CIF Funding: \$8,376,566

FY 2021: \$8,573,747

FY 2022: \$8,437,635

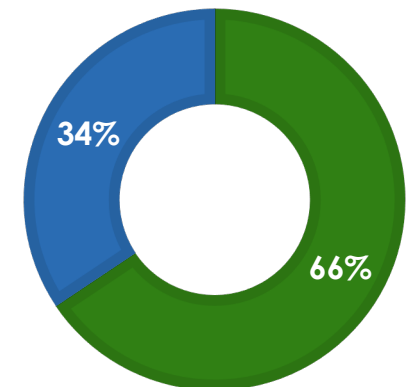
FY20 Population Served	
Total Children	8,613
Prenatal to Age 3	8,301
Ages 3-5	312
Ages 5-12	0
Ages 12-18	0
Ages 18+	0
Caregivers	6,538
Professional Development	64

FY20 Impact

- 91% retention rate of local families
- Over 50% of communities served are rural
- 5,692 family-centered assessments administered for goal setting
- Over 57,500 personal visits completed
- Completed initial developmental screenings resulting in identifying 1,220 potential developmental delays/concerns

FY20 BUDGET

- CIF
- Other Funds



PARENTS AS TEACHERS (APRIL 2021)

Strategic Plan Alignment

Community Level Coordination

- Connects families with community resources as a primary component of the program
- Coordinates food deliveries and diaper banks through the active participation and innovation of PAT funded home visitors
- Provides community voucher programs

Capacity and Access

- Delivers services with no specific eligibility requirements
- Works to ensure that all programs have the knowledge of different funding opportunities (i.e., technology grants) through well connected program coordinator

Quality and Environments

- Utilizes an evidence-based home visitation model
- Offers tiered quality level designations (provisional, model, and blue ribbon)
- Implements a curriculum focused on positive parenting techniques

COVID-19 Program Impact

- If possible, will continue to provide services in a hybrid format of in-person and virtual visits
- Retention and recruitment is a challenge due to the pandemic. Enrolled families experienced fatigue in a virtual environment

START YOUNG (CAEDE)

Description

- Assists child care providers in increasing the number of children served in Wyandotte County
- Offers material and furnishings grants for new classrooms
- Helps families complete applications for state child care subsidy and tuition assistance scholarships
- Provides quality initiatives in classrooms and educational incentives to child care providers

FY 2020 CIF Funding: \$1,000,000

FY 2021: \$1,000,000

FY 2020: \$1,000,000

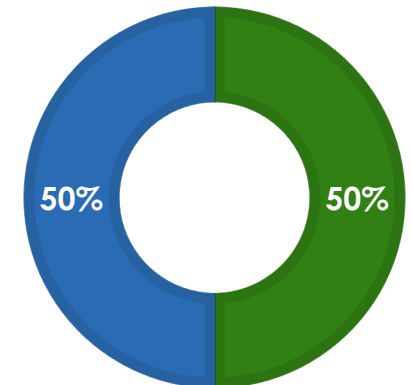
FY20 Population Served	
Total Children	755
Prenatal to Age 3	349
Ages 3-5	406
Ages 5-12	0
Ages 12-18	0
Ages 18+	246
Caregivers	63
Professional Development	183

FY20 Impact

- Supplemental scholarships to access high quality child care for 180 families
- Salary supplements: Partner programs have maintained an 89% retention rate of teachers who participated
- Salary supplements, for 118 teachers resulting in an average biannual payment of \$750
- 2019-2020: 8 teachers increased their level of education

FY20 BUDGET

- CIF
- Other Funds



START YOUNG (CAEDE) (APRIL 2021)

Strategic Plan Alignment

Community-Level Coordination

- Implements the Wyandotte County Community Health Improvement Plan through the Family Conservancy
- Collaborates extensively with local Headstart/Early Headstart programs

Private Sector Collaboration

- Requires a 50% private sector match, which grounds this program in a community-driven, private sector partnership framework

Capacity and Access

- Supplements wages through salary increases to child care providers
- Funds the creation of child care centers in underserved areas
- Provides resources in languages other than English

COVID-19 Program Impact

- Delayed in-person assessments; shifted to virtual assessments
- Data management in a virtual world, learning how to best support directors of child care centers
- Technology was a challenge, but also enhanced aspects of service delivery

TOBACCO USE PREVENTION PROGRAM

Description

- Uses evidence-based strategies and community partnerships to educate the public
- Increases awareness about the negative health effects of tobacco use
- Aims to prevent children from becoming smokers, reduce tobacco-related deaths and exposure to second-hand smoke, and promote policy change

FY 2020 CIF Funding: \$1,001,960

FY 2021: \$1,001,960

FY 2022: \$1,001,960

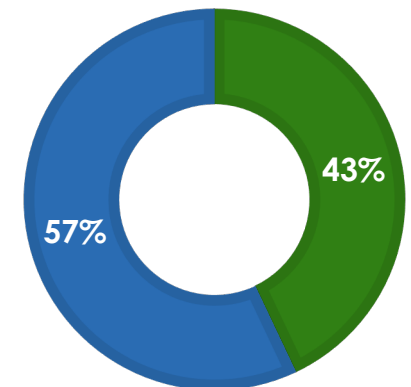
FY20 Population Served	
Total Children	534,245
Prenatal to Age 3	54,431
Ages 3-5	86,611
Ages 5-12	210,375
Ages 12-18	182,828
Ages 18+	1,709,203
Caregivers	Unknown
Professional Development	718

FY20 Impact

- 91.5% of children born to smoke-free mothers
- 57.1% of adult smokers tried to quit in the past year
- Decrease in the percent of Kansas high school students who have smoked cigarettes during the previous 30 days
- 150 tobacco control policies implemented
- Created a Vape Toolkit for use in school settings

FY20 BUDGET

- CIF
- Other Funds



TOBACCO USE PREVENTION (APRIL 2021)

Strategic Plan Alignment

Community-Level Coordination

- Works on local, community driven cessation initiatives and provides technical assistance to grantees using four community health specialists throughout the state work
- Uses community health specialists to provide community-specific resources on addressing health equity

Private Sector Collaboration

- Partners with BCBS on tobacco cessation initiatives
- Work Well Kansas group provides support to private business to encourage healthy workforce
- Promotes cessation benefits to KanCare program staff

Capacity and Access

- Identifies policy gaps in early childhood education systems, child care centers, home daycares, parks, and multi-unit housing to reduce health risks from smoking
- Requires grantees to address health equity and provide community training

COVID-19 Program Impact

- Cigarette sales have increased; fewer calls to the Quit Line or visit their providers for cessation purposes
- There was a decrease in the number of Resist chapters added and participation in current ones was low due to virtual fatigue
- Many public health workers had to divert the focus of their regular programmatic duties in response to the pandemic

SENT PREP ACADEMY

Sent Prep Academy provides a safe, nurturing environment for child care, ages birth through 5, giving working parents access to affordable, quality care that is available during traditional hours and on a drop-in basis to meet changes in work schedules.

Activity	Status	Notes
Finalize purchase of property	✓	January 2021 - \$230,000
Building renovations complete	✓	All renovations complete, including donations from private sector
Center director begins full time	✓	April 1 st – Center Director and Assistant Center Director hired
Recruitment, hiring and development of staff	✓	13 current staff trained through CCA EK
Child care license obtained	✓	April 29 th – officially licensed, also DCF qualified for child care subsidy
Ribbon cutting and open house	✓	April 17 th – A lot of positive press and community participation
Center opens to the public	✓	SENT Academy opened its doors to students on May 3 rd . Currently, 18 students enrolled

Strategic Plan Alignment

Community-Level Collaboration

- Partnerships with other providers within the community
- Community support in site improvements and opening
- Private sector partnerships including foundation support

Workforce

- Training partnership with Child Care Aware of NEKS and other community providers.
- Providing living wage jobs and staff benefits
- Goal of retaining 85% of staff by 2022
- Internships for future ECCE system leaders

Capacity and Access

- Providing high-quality child care and education in child care desert
- Monthly events to connect community members to needed services

Quality and Environments

- Completed site improvements with a focus on high-quality care for infants and toddlers
- Implementation of a research-based curriculum

KANSAS EARLY CHILDHOOD DATA TRUST

ECBG and CBCAP: Prevention of Child Maltreatment

As the inaugural Authorized Project under the **Early Childhood Data Trust**, the Children's Cabinet and DCF will leverage its use of quality early childhood data on children and families to test the effectiveness and impact of investments in ECBG/CBCAP to prevent child maltreatment and removal into foster care.

- In Kansas April SFY21, 35.8% of children (N=2,606)* in out-of-home placements were 6 years of age or under.
- There are tangible costs (health care, child welfare, behavioral health, criminal justice, special education) and intangible costs (quality of life, pain, suffering, grief) associated with substantiated cases of child maltreatment and adverse childhood experiences (ACES).
- National studies indicate the future economic burden of substantiated child maltreatment amount to a forecasted lifetime of costs: **\$70,928 per each child**** of intervening services across systems.

*http://www.dcf.ks.gov/services/PPS/Documents/FY2021DataReports/FCAD_Summary/AgeGenderReportFY21.pdf

** Peterson, C., Florence, C., & Klevens, J. (2018). The economic burden of children maltreatment in the United States, 2015. *Child Abuse & Neglect*, 86, 178-183.

KANSAS EARLY CHILDHOOD DATA TRUST

ECBG and CBCAP: Prevention of Child Maltreatment

- Data Sharing Agreement under the Data Trust between KCCTF and DCF
- Over 45,000 children and families served by ECBG/CBCAP Grantees from 2015-2020
- Project initiated May 2021: 12 to 18-month analysis period in three phases
- Emerging results to be shared with Cabinet and Data Trust members

Phase 1: Foundational analysis: *Did involvement in ECBG or CBCAP over time lead to a decrease in reported child maltreatment or removals compared to children/families who did not receive ECBG or CBCAP services?*

Phase 2: Effectiveness analysis: *Which ECBG/CBCAP services have been the most effective prevention approaches? Which children and families would benefit more/most from greater access/further investments in these programs?*

Phase 3: Extended forecasting analysis: *What would we forecast the lifelong impact of ECBG/CBCAP involvement to be for Kansas children? Do these early childhood services prevent IEPs? Improve third grade reading? Decrease ER/medical visits? Prevent juvenile justice involvement? Improve graduation rates? Improve employment and income? Improve equitable outcomes for all?*

KEY TAKEAWAYS

- Even throughout the pandemic CIF programs continue to provide critical services meant to help meet the needs of Kansas children and families
- CIF served families continue to report both resiliency and need
- Greater alignment of services plus increased capacity and access across the ECCE system is needed
- To understand the long-term impact of CIF programming linking CIF program data across sectors and agencies is key

**Accountability
Process**



- **Opportunities for Action**
- **Children's Cabinet Roles**
- **Budget Recommendations**
- **Discussion / Vote**

CIF Recommendations and Children's Cabinet Discussion

MELISSA ROOKER



OPPORTUNITIES FOR ACTION

- Maximize impact of KEY fund investments
- Streamline and align CIF fund allocations
- Allocate funds to sustain system infrastructure enhancements implemented through the *All In For Kansas Kids* Strategic Plan and PDG B-5 grant
- Set aside funds for promising projects that advance innovation, test new community-led approaches to solving complex problems, and address emerging needs as presented in the 2020 Needs Assessment update

Recommendations



ROLES

Connector

Convenes diverse stakeholders in children's issues from government, nonprofit, and the private sector.

Champion

Elevates the importance of investing in early childhood and contributes to innovative program approaches.

Strategist

Identifies opportunities for effective collaboration and overcomes barriers to optimal system performance.

Evaluator

Evaluates use of the CIF, contributes to data-informed decision making, and offers practice and policy recommendations.

Manager

Manages grant-making, fund administration, and strategic planning processes.

Children's Cabinet



CIF BUDGET ALIGNMENT AND ENHANCEMENTS

- Increase transfer to the CIF.
- Consolidate and streamline funding within the CIF to:
 - Align funded services with appropriate agencies and supports
 - Maximize core services to children and families - *Developmental Screening, Home Visiting, Parent Supports, Early Education, Maternal/Child Health, and Prevention*
 - Foster innovation - *1% set-aside for promising projects, test new ideas, and address emerging needs.*
 - Support early childhood infrastructure
 - 1800-CHILDREN
 - Ages & Stages Questionnaire (ASQ)
 - Early Childhood Data Trust
 - Integrated Referral and Intake System (IRIS)
 - Kansas CommonApp
 - Workforce Registry

Recommendations



CIF FUNDING RECOMMENDATIONS

CIF Program	Proposed FY23 Funding	Notes
Child Care Assistance	\$5,033,679	
Early Childhood Block Grant	\$20,729,848	- Incorporates CAEDE/Start Young - Additional funds from former line items <i>(Child Care Quality Initiative, Infant Toddler Hearing Aid Bank, Children's Mental Health Waiver)</i>
Family Preservation Services	\$3,241,062	
Infant-Toddler Services	\$5,800,000	
Kansas Preschool Pilot	\$4,200,000	
KIDS Network	\$96,374	
Maternal & Child Health Home Visiting	\$1,650,000	- Increased amount by \$1,400,000
Parents as Teachers	\$8,437,635	
Tobacco Use Prevention Program	\$1,001,960	
Early Childhood Infrastructure Program	\$1,400,773	- New budget line item
Total (CIF AP Fund not included)	\$51,591,331	


RECOMMENDATIONS APPROVAL

- Motion
- Second
- Vote

- LeEtta Felter
- DiAnne Owen Graham
- Deliece Hofen
- Monica Murnan
- Terri Rice
- Dr. Tyler Smith
- Sen. Dinah Sykes
- John Wilson
- Cabinet Chair, Kim Moore

Recommendations





Early Childhood Advisory Council

DEBBIE DEERE
EARLY CHILDHOOD SYSTEMS COORDINATOR



ROLE OF THE KANSAS EARLY CHILDHOOD RECOMMENDATIONS PANEL

- The Kansas Early Childhood Recommendations Panel is an **advisory group** to the Kansas Children's Cabinet and Trust Fund
- Meeting materials are posted at kschildrenscabinet.org/panel-meetings



**State-Level
Coordination**



RECOMMENDATIONS PANEL OVERVIEW

- **Executive Order 20-02:**
 - Established the Children's Cabinet as the State Advisory Council on Early Childhood Education and Care, a requirement of federal Head Start legislation.
 - Established a volunteer Early Childhood Recommendations Panel to offer guidance to the Children's Cabinet.
- **Panel Service Term:**
June 1, 2021 – June 30, 2022

RECOMMENDATIONS PANEL SLATE

- **State Agency Appointees**
 - *Amanda Petersen, *KSDE*, **Panel Chair**
 - *Nichelle Adams, *DCF*
 - *Rachel Anno, *DCF*
 - *Amy Meek, *Children's Cabinet*
 - *Kim Kennedy, *DCF*
 - *Lorrena (Lori) Kravitz, *KDHE*
 - *Kelli Mark, *KDHE*
 - *Natalie McClane, *KSDE*
 - *Heather Staab, *KDHE*

**2020-2021 Panel Member*

RECOMMENDATIONS PANEL SLATE

• General Appointees

- *Jennifer Adhima, *Project Eagle*
- *Marites Altuna, *Kansas State School for the Blind*
- *Mallory Arellano, *Newman University*
- *Emily Barnes, *Barnes Childcare*
- Amanda Billings, *Child Care Provider*
- *Tanya Bulluck, *Child Start, Inc.*
- Shelly Crome, *Community in Schools Mid-America*
- *Gail Cozadd, *Kansas Children's Service League*
- Kelly Davydov, *Child Care Aware of Kansas*
- *Rachele FioRito, *United Way of the Plains*
- Jeremy Fite, *Hilltop CDC*
- *Jennifer Forker, *Hutchinson CC*
- Jennifer Francois, *Kansas Institute of Early Childhood Education*
- Tabitha Franklin, *Mid-America*
- *Amy Gottschamer, *Googols of Learning Child Development Center*
- Crystal Henry, *The Family Conservancy*
- *Sheila Hermocillo, *USD443*
- *Eva Horn, *KU*
- Audra Kenneson, *Rainbows United*
- Esther Kottwitz, *USD 497*
- *David Lindeman, *KU Life Span Institute*
- Malissa Martin, *Community in Schools Mid-America*
- Lucas Neese, *Sprout House Learning*
- Callie Peace, *KPAT*
- *Patty Peschel, *KCCTO*
- Dannah Schatz, *RCDC*
- Lisa Schmidt, *Women's Community Y*
- *Cassandra Sines, *Parent Leader*
- *Christi Smith, *DCCCA*
- *Cornelia Stevens, *TOP Early Learning Centers*
- Jenny Welch Buller, *KU CPPR*
- *Reva Wywadis, *Child Care Aware of Eastern Kansas*

*2020-2021 Panel Member

PANEL SLATE APPROVAL

- Motion
- Second
- Vote

- LeEtta Felter
- DiAnne Owen Graham
- Deliece Hofen
- Monica Murnan
- Terri Rice
- Dr. Tyler Smith
- Sen. Dinah Sykes
- John Wilson
- Cabinet Chair, Kim Moore

**Early Childhood
Recommendations Panel**





PDG B-5 Renewal Grant Update

MELISSA ROOKER



UPDATES

- PDG Year Two Started 4/30/2021
- ECIDS Data Trust Agreement and First Use Case
- 2020 Needs Assessment Update
- Dolly Parton's Imagination Library

PDG-Renewal Grant





Director's Update

MELISSA ROOKER



UPCOMING MEETINGS

Cabinet meetings are held the first Friday of every other month from 9:00 am – 12:00 pm.

Discussion: Future meetings virtual/in-person?

2021 Meeting Schedule

- August 6
- October 1
- December 3

Children's Cabinet

